

Q2

suprabeam®
DENMARK

PACKAGING



200 LUMENS

SPECIFICATIONS

1xAA

150 m

80 g

10° - 70°

WHAT'S IN THE BOX

TORCH



POUCH




STRAP



BATTERY



MANUAL



UNIQUE SELLING POINTS (USP)

SLIDING HYPERFOCUS™

Focus from wide floodlight to narrow spot light. With the sliding Hyperfocus™ optical system it is easy to get the correct light output with a minimum loss of light. Just slide the head of the torch for the correct light setting and you are good to go.

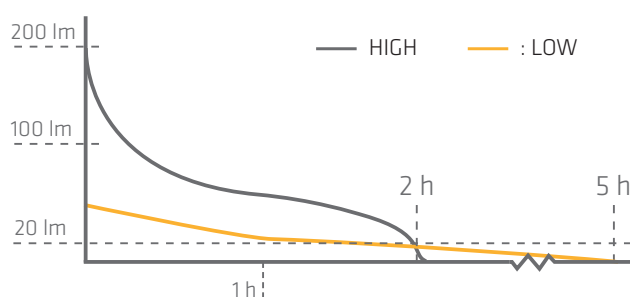
INTELLIGENT LIGHT CONTROL

The advanced electronic micro controller offers switching between high and low light power by simple switch operation. In addition, it controls the light output for optimized battery lifetime.

PROFESSIONAL POUCH

Keep your Q2 within grasp at all times with the included belt pouch. With the sturdy and reliable Velcro enclosure, there is no need to worry about your Q2 falling out.

LIGHT CURVE AND RUNTIMES



HIGH

200 LUMENS
20

2 h

LOW

40 LUMENS
4

5 h

SPECIFICATIONS

LED / Focus configuration:	1 CREE Power Chip / Sliding Hyperfocus™
Case Material / Surface Treatment:	Anodized, High Strength Aluminium
Case Color:	Anthracite Dark Grey
Switch:	Quality Tested Metal Switch With Touch Function - Switch At Rear
Dimensions:	L: 116mm, ø: 26mm
Weight incl. battery:	80g
Ingress Protection Rating:	Splash Waterproof IPx4
Temperature:	-20°C to +50°C

ELECTRONICS

Built in Controller:	Yes, 2-step controller by press or touch
Standard Power Source:	1 x AA Alkaline
Compatible with rechargeable cells:	Yes, with AA NiMH 1.2V
Beam / Distance:	Variable from Spot to Floodlight / 150 Meters
Luminous Flux:	High: 200 lm / Low: 40 lm
Lighting Time:	High: 2 h. / Low: 5 h.
Accessories included:	Pro. Quality Pouch with Velcro and Press Stud, Strap

PACKAGING

Customs Tariff Number:	8513 1000
Packaging:	Presentation tube
Single Box Content / Size / Weight:	1 pcs, height/diameter, 18 x 8.5 cm / 206 g
Master Box Content / Size / Weight:	32 pcs, 35 x 35 x 38 cm / 7.35 kg
Order's Address:	info@suprabeam.com

FEATURES



INTELLIGENT LIGHT CONTROL (ILC)

Our intelligent light control lets you switch between different light outputs



COOLING CORE

The high strength aluminium cooperates with the "heatsink" to cool off the LED



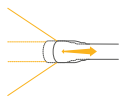
TOUCH

Touch function enables you to toggle through the light levels swiftly, without having to fully activate the switch



WATER RESISTENT - IPX4

This IP-rating indicates that your product is water resistant



SLIDING FOCUS

Focus from wide floodlight to narrow spot light with the one handed sliding focus



COMPATIBLE WITH NiMH

With NiMH compatibility you will be able to make your alkaline torch or headlamp rechargeable